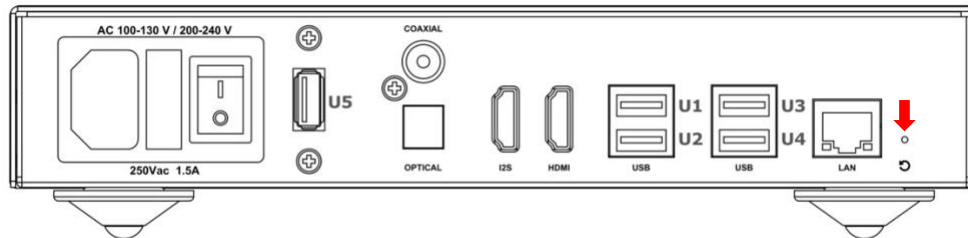
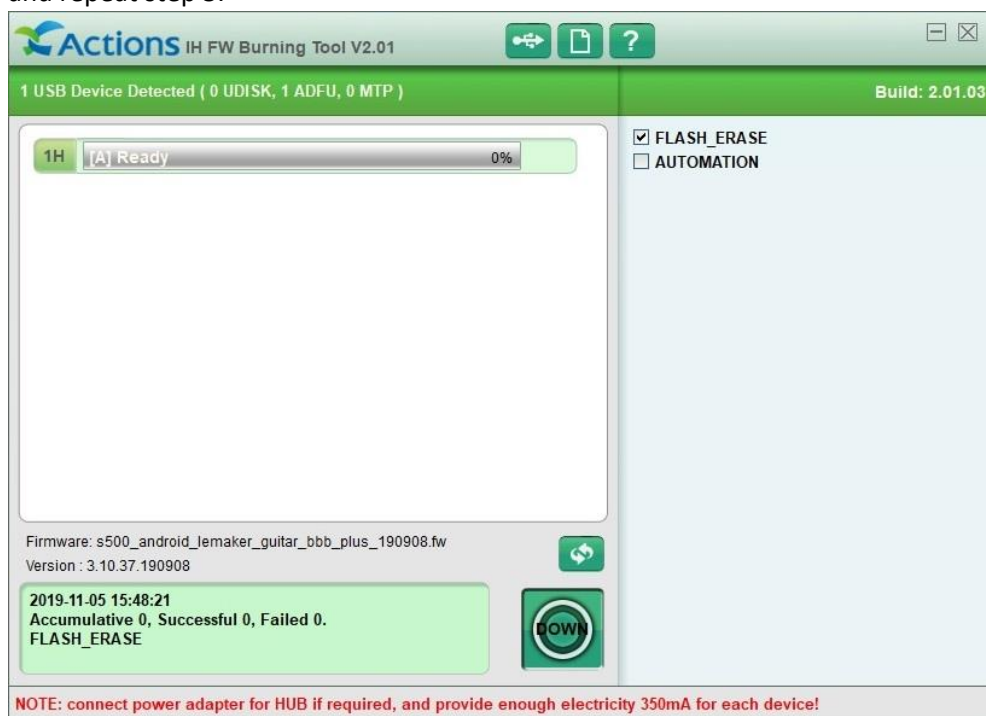



Omnia S1 Android Firmware Update Procedure

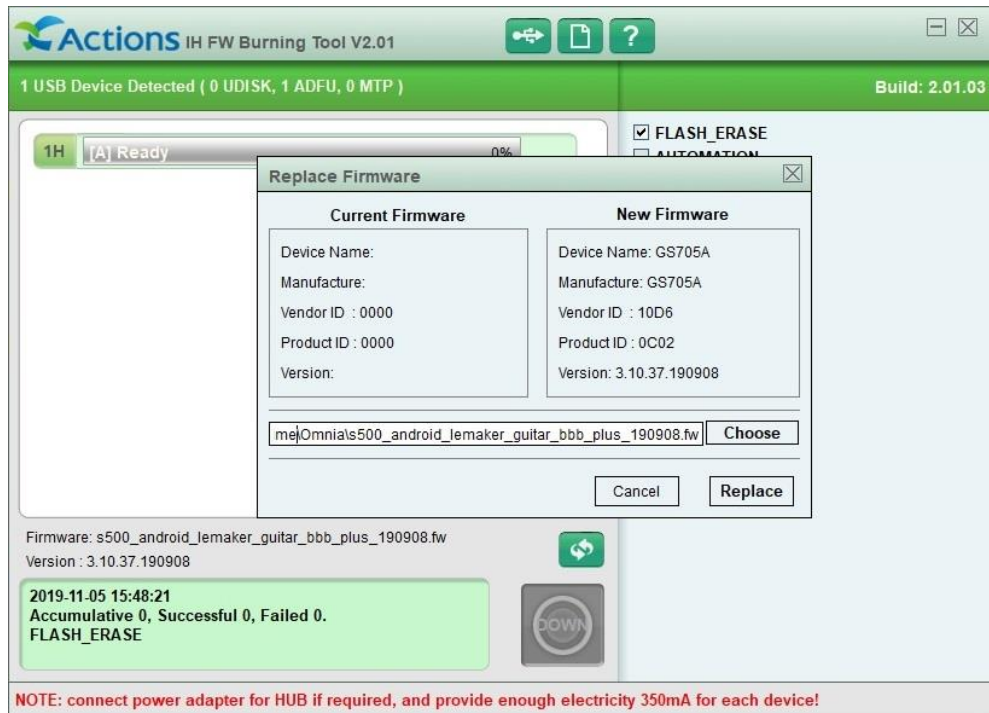
*You will need a Windows Computer and a USB Type A Male to Male cable to perform the firmware update. Please also have a sharp object (e.g. straightened paper clip) for depressing the hardware reset button.




1. Download the latest [firmware version 111920](#) on your Windows computer
2. Download the [firmware update utility](#) on your Windows computer.
3. Install the firmware update utility by unzipping the package and run "setup.exe" in the unzipped folder.
4. Launch the application from your computer Start Menu (default location under Action Tools folder).
5. Connect the U5 USB port to your Windows computer USB port using a Type A Male to Male USB cable.
6. Power on the Omnia S1 with the rear AC switch while depressing the hardware reset button (indicated by the red arrow). Keep the hardware rest button depressed for 6 secs. This will put the S1 in the firmware update mode.
7. You can verify that the Omnia S1 is in the firmware download mode when the device shows "Ready" as the screenshot below. If you do not see a "Ready" device, power off the Omnia S1 and repeat step 5.



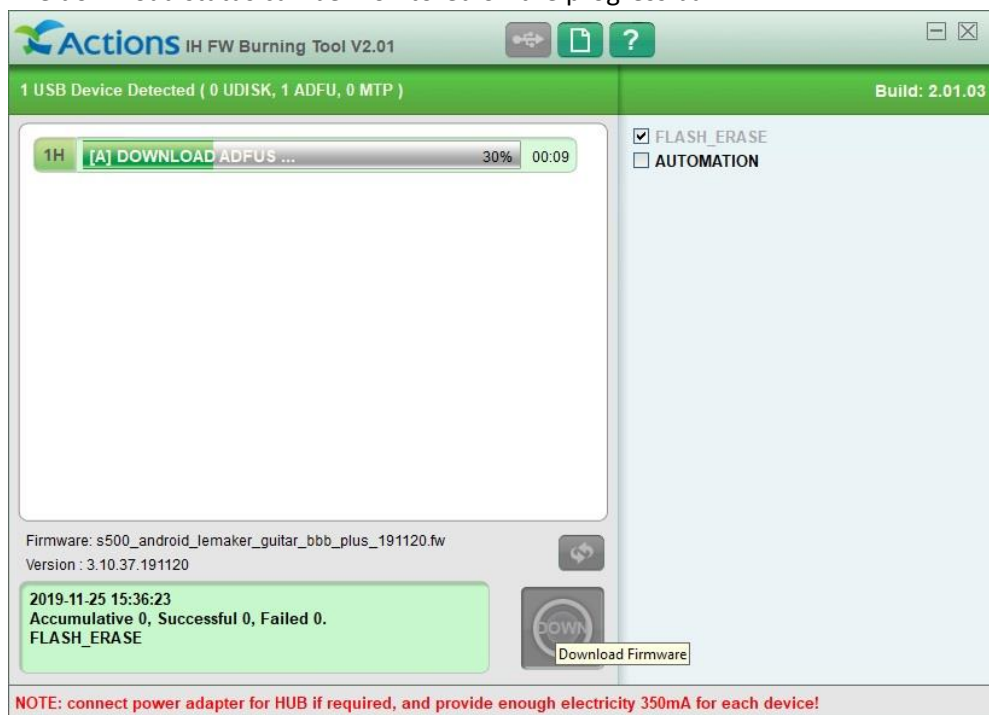
8. Select the firmware file to download using the  button.



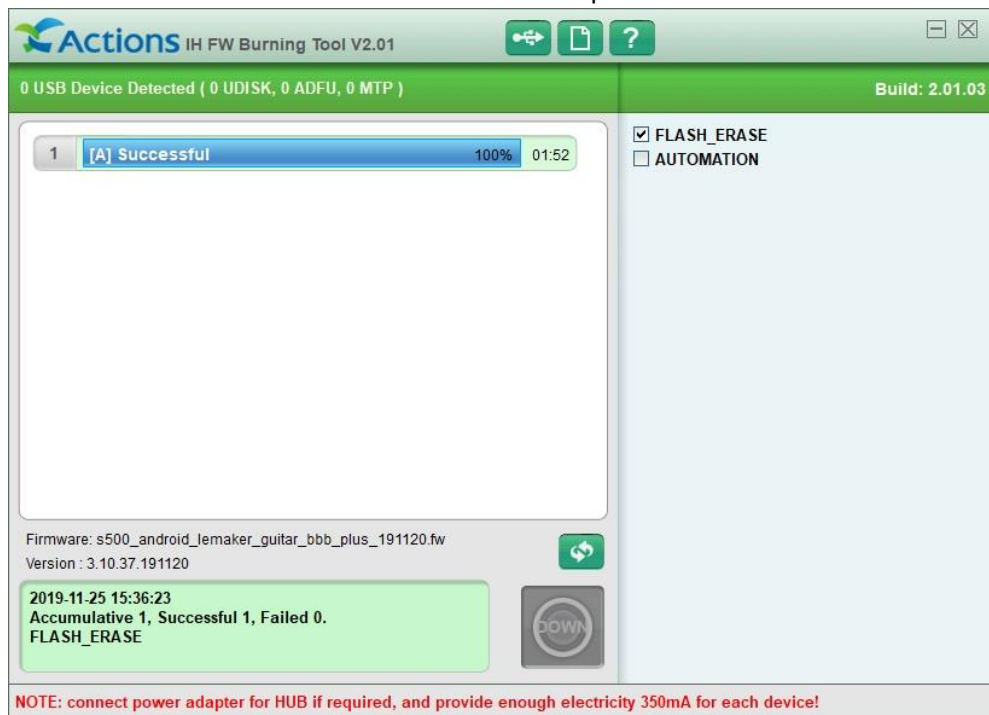
9. After selecting the firmware file click on “Replace” to confirm the selection. If you did not select the correct firmware in the previous file browser window, you can click on “Choose” to select the firmware again.

10. Click on the  button to begin the firmware download.

11. The download status can be monitored on the progress bar.



12. If the progress bar gets stuck for a long time or indicate that the download has failed, check that the correct firmware file has been selected.
13. After the progress bar shows that the firmware download has been completed, you can power off the Omnia S1 and detach the USB cable from port U5.



14. The new firmware will be loaded when you next power on the unit.

Download links:

https://nuprimeaudio.com/omnia/s1/s500_stretch_s1_191212.fw.zip

<https://nuprimeaudio.com/omnia/s1/IH FW Burning Tool for Windows V2.01.03.zip>